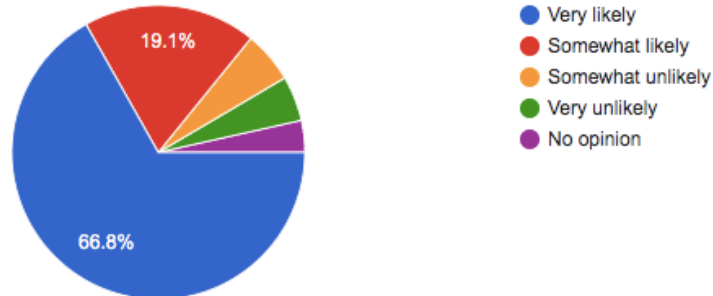


# Rochester Community School's Re-Entry Parent Survey Results

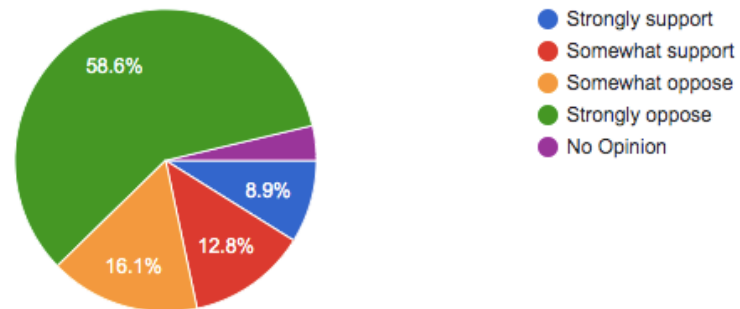
If the local health department approved of the RCSC Re-Entry to school plan, how likely to send your child(ren) to school are you?

970 responses



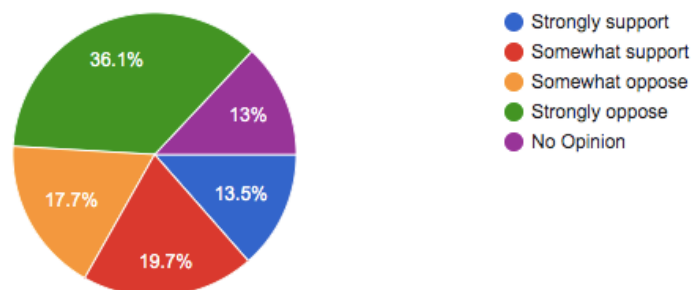
How much would you support a requirement for students to have to wear masks?

970 responses



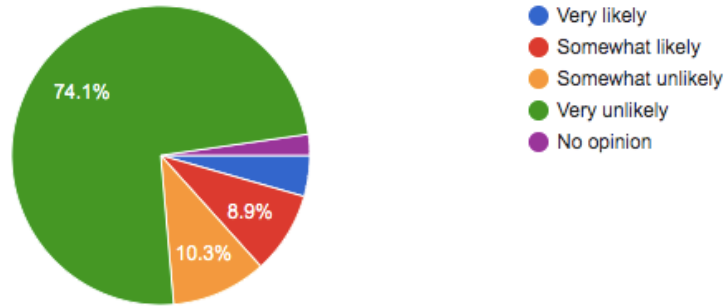
How much would you support a requirement for teachers and staff to have to wear masks?

970 responses

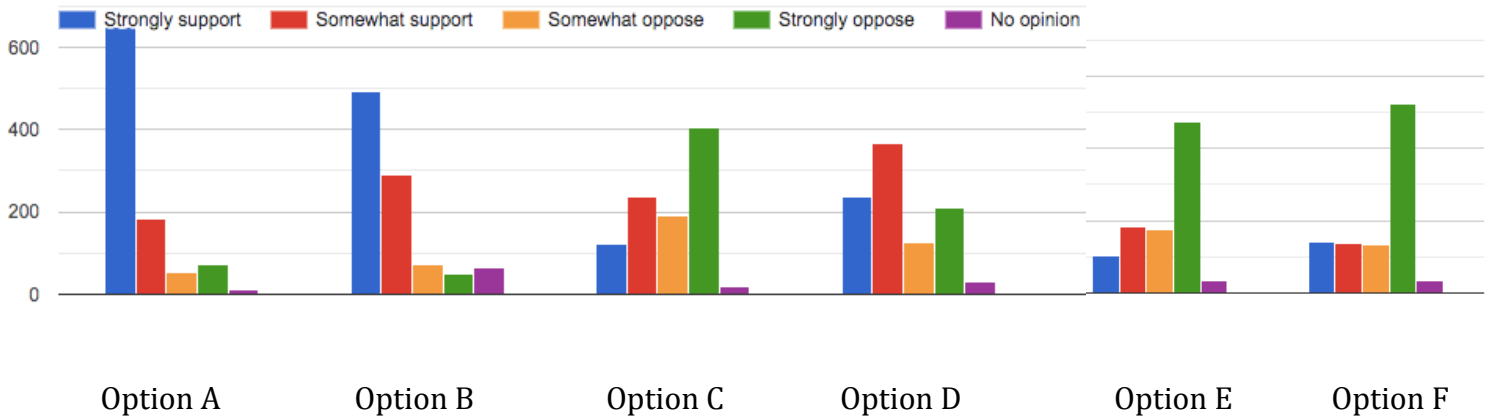


### How likely would your child be to wear a mask, if not required?

970 responses



### How much would you support the following options for the start of the coming school year?

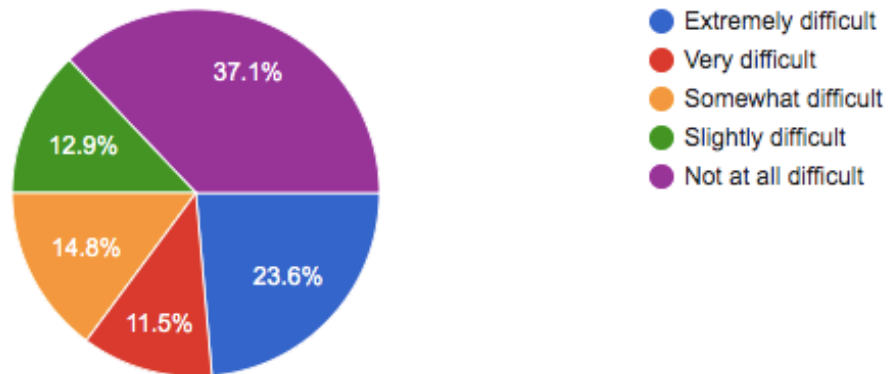


#### Descriptions of the options above:

- A) Students return to school on a normal schedule
- B) Students considered high risk for severe illnesses stay home and eLearn, while low risk students return to school
- C) All students go to school every other week day, and receive distance learning (eLearning) from home on the days they are not physically in school
- D) All students attend school on Monday, Tuesday, Thursday and Friday. On Wednesday's, all students will distance learn from home and allow the school a day to deep clean
- E) Half of the students report to school on Monday and Tuesday, the other half report to school on Thursday and Friday. All student will distance learn from home on Wednesday's and the days they are not physically in school.
- F) Students resume distance learning (eLearning) full time

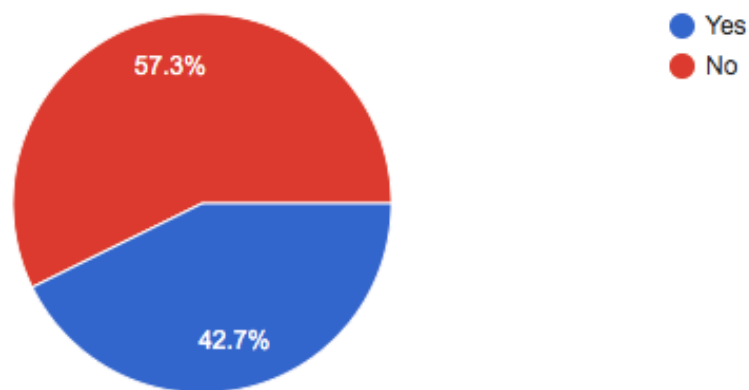
If schools start on an every other day schedule, how difficult would it be to make your schedule fit your child(ren)'s schedule and/or to find childcare?

970 responses



If masks were required for the bus, would you still utilize RCSC bus transportation?

934 responses



I would prefer my student(s) return to school:

970 responses

